

A

A.B.C. Body	2,3
A.T.F. Fluid	145
A-Arm	35-37
A-Arm Mounting Plate	36
A-Arm Rebuild Parts	35
A-Arm Slug	35
A-Arm Spacers	36
Accessory Panel	181
Accumulator	164
Adapter Plate 5" Spring	78
Adapters (Threaded)	201-210
Adel Support Clamp	201
Adhesive (Hi Temp)	215
Adhesive (Spray)	27
Adjusting Panhard Mount	93
Air Cleaner Housing	187
Air Cleaner Prefilter	186
Air Cleaner Stud Kit	187
Air Duct Hose	117
Air Filters	186
Air duct In Line Blower	117
Alcohol Lube	193
Aluminum Crush Washer	205
Aluminum Nuts	24
Aluminum Sheet	17
Aluminum Wheels	152
AN Bulk Head Fittings	204
AN Flare Reducer	205
AN Flare Union	203
AN Pipe Running T	203
AN Pipe to Branch T	203
AN Washer Kits	24
AN Wrench Set	201
Anit-Seize	26
Arm Restraints	222
Assembly Grease	168
Assembly Lube	201
Automotive Degreaser	10
Axle (Dual Spline)	142
Axle (Gun Drilled)	142
Axle Plug	142
Axle Puller	142
Axle Tube Seal	142,143
Axle Tube Snout	143

B

Balacava	223
Ball Joint Adapter	36,41,43

Ball Joint Gauge	43
Ball Joint Holder	36
Ball Joint Sleeve	39,43
Ball Joint Socket	43
Ball Joint Tool	41
Ball Joints	40,41
Ballast Bracket	237
Banjo Bolt	110
Banjo Bolts	209
Banjo Fittings	209
Barb to Pipe Fitting	198
Battery 12v & 16v	179
Battery Box	179
Battery Cable	180
Battery Cable Ends	180
Battery Charger	179
Battery Disconnect	180
Bead Breaker	157
Bead Lock Kits	153
Bead Lock Wheels	152
Bearing Brake Floater	90
Bell Housing Kits	118,119
Bellhousing Stud	125
Bell housings	125-126
Belt (Round Tooth)	162
Belt (SQ Tooth)	162
Belt (V)	170
Belts (HTD & Gilmor)	162, 170
Belts (Power Steering)	55
Bert Bellhousing Parts	125-126
Bert Rebuild Kit	131
Bert Transmission	128
Bert, Brinn Bellhousing Kits	119
Betls (Seat)	222
Birdcage	89-90
Bleeder Parts	154
Bleeder Tank	154
Bleeders (Brake)	101
Bleeders (Tire)	153.15
Blower (Helmet)	220
Blower Filters	220
Blower Hose	117
Body (Dirt)	6
Body (Sportsman)	4
Body Brace Flexible	11
Body Bracing Telecoping	11
Body Cleaner	15
Body Saver	21
Body Tech Sheet	5

Bolts(Hollow)	23
Border Black	12
Box (MSD)	176
Braces Lexan	10
Bracing (Body)	10
Bracket (Shock Mt)	79
Brackets (Fender Brace)	9
Brackets (Misc)	25,79
Brake Adjuster	116
Brake Balance Bar Adj	116
Brake Bottle Bleeder Kit	112
Brake Bracket (Cam Head)	143
Brake Brackets	89,103
Brake Caliper Pistons	101
Brake Check Valve	111
Brake Fitting Crush Washers	110
Brake Floater	90,103
Brake Fluid	112
Brake Fluid Recrculator	111
Brake Light Switch	116
Brake Line Adapters	210
Brake Line Bracket	110
Brake Line Clamps	111
Brake Line Clip	110
Brake Line Fittings	109,200
Brake Line Fittings 3/16"	210
Brake Line Flare Kit	109
Brake Line Fram Adapters	110
Brake Lines (-3 & -4)	108
Brake Master Cylinders	113
Brake Pad Shims	108
Brake Pads (Hawk)	107
Brake Pads (PFC)	106
Brake Pads (Wilwood)	104,105
Brake Pedals	115
Brake Pressue Tester Kit	112
Brake Pressure Guages	112
Brake Proportion Valves	111
Brake Rotors	97
Brake Rotors (Drilled)	98
Brake Rotors (Metric)	99
Brake Rotors (Mustang)	99
Brake Rotors (Pinto)	99
Brake Rotors (Scalloped)	98
Brake Shut off Electronic	112
Brake Shut Off Valve	112
Brake Slide Pin (GM)	102
Brakeline Tool	108
Break in Oil	168

Fans (Electric)	172	Glimmer Belts	162	Hood Pin Kits	18
Fans (Electric)	173	Gloves(Driving)	224,225,229	Hood Pins	18
Fender Braces	9,11	GM Brake Caliper	102	Hood Support	12
Filler Neck (Radiator)	171	GM Mini Spool	140	Hose (Power Steering)	58
Filter Bypass	166	Go Kart Oil	169	Hose (Power Steering)	200
Filter Cleaner	186	Goggles (Bubble)	229	Hose (Pushloch)	197
Filter Oil	186	Grand National Hub	147,148	Hose (Socketless)	197
Fire Bottles	232	Grand National Hub Bearings	148	Hose (Stainless Braided)	198
Fire Sleeve	200	Grand National Lock Nut	148	Hose (Starlite)	198
Fitting Hose Ends	58	Graphics Kits	8	Hose Adapter	220
Five Wall Bearing	51	Grease	32,41,42,133,149	Hose Clamps (Air Duct)	117
Flare Kit (Brake Light)	109	Grinding Disk (Tire)	159	Hose Ends	58,110
Flare to Pipe	202	Groover Blades	157	Hose Ends (Crimp)	198
Flare to Straight "O" Ring	205	Groover Heads	157	Hose Ends (Power Steering)	200
Flexplate	123	GRT Front Bumpers	17	Hose Ends (Reusable)	199
Flywheel	120-122,126	GRT R.S. Door Bars	16	Hose Ends (Socketless)	197
Flywheel Bolts	121	GRT Rear Bumper	17	Hose Ends (Stainless -3 & -4)	200
Ford Complete 9" Rear End	140	Gussets	25	Hot Rod Oil	168
Ford Cross Pin	140	H		Howe Adust Boots	43
Ford Ring 7 Pinion	140	H.E.I. Distributor	177	Howe Ball Joints	42
Ford Ring Gear Bolts	140	H.E.I. Parts	178	HTD Belts	162
Ford Spool	140	HANS	221	Hub (Quick Change)	146
Front Bumper (Bolt On)	8,9	HANS Parts	221	Hub (Sportsman)	99,147,148
Front Bumper (Steel)	8,9	Hardline (Steering & Alum)	191	Hub Cap	148
Fuel Cells	195	Hardline to AN	201	Hub Nut Wrench	148
Fuel Filters	193	Header Bolts	213	Hub Seal (Floating)	148
Fuel Funnel	196	Header Paint	215	Hybrid Restraint	222
Fuel Jugs	196	Header Studs	213	Hydraulic Release Bearing	124
Fuel Pressure Tap	204	Header Wrap	215	I	
Fuel Pump (Electric)	194	Headers	211	Idler Arm	45
Fuel Pumps	195	Heat Barrier	215	Idler Arm Mount	45
Fuel Valves	194	Heat Barrier Mats	215	Impact Helmet	216,217
G		Heat Shield	13	Inflation Adaptor	153
Gaffers Tape	27	Helmet Bags	218	Inflation Unit	66,73,74,78
Gas Pedals	192	Helmet Blower	220	Inline Oil Filter	165
Gaskets (Header)	213	Helmet Blower Hose	220	Inspection Plug	136
Gauge (Tire Pressure)	155	Helmet Shields	218	Inspection Plug Wrench	136
Gauge Fittings	183	Helmets	216-218	Integra Shock Oil	64
Gauge Panels	183,184	Hex Tube	34	Integra Shocks	64
Gauge	184,185	Hi Temp Coating	215	J	
Gear Bag	228	High Pressure Hose	200	J-Bar	95
Gear Change Pans	139	Hockey Stick Ends	38	Jet Nuts	24
Gear Oil	144	Holley Carbs	188	Jets (Carb)	189
Gear Tote (9" Ford)	141	Holley Card Parts	188	K	
Gear Tote (Quick Change)	139	Holley Cardb Fitting	208	Karting Oil	169
Gears (9" Ford)	140	Hood Hinge	12	Kevlar Sleeves	228
Gears (Quick Change)	138,139	Hood Pin Brackets	8	Knee Pads	228
Gleason	138	Hood Pin Clips	18		

Proportioning Valve	111	Reservoir Cap & Neck	57	Shields (Helmet)	218,219
Pulleys	55,57	Residual Pressure Valve (Brake)	111	Shift Light	185
Pulleys (Dry Sump)	161,170	Restraint (Arm)	222	Shifter Boot	131
Pump Parts (Dry Sump)	160	Restrictor (Radiator)	171	Shifter Lever	131
Pyrometer	156	Retainer Clip (Brake)	102	Shifter Rods	131
Q		Retainer Rings	90	Shifter	131
Qucik Coupler (Brake)	116	Reverse Mount Starters	126	Shim Kit (9" Ford)	141
Quick Change (Sprint)	135	Ring & Pinion	137,140	Shock Brackets (mounting)	79
Quick Change (Tiger)	133	Riveter (Air) Swivel Fitting	19	Shock Bumper	63
Quick Change (Winters)	134	Rivets (Colored)	19	Shock Drip Cup	64
Quick Change Cover	136	Rivet Drill Bolt	19	Shock Ends	64,67,77
Quick Change Gears	138	Riveter (Air)	19	Shock Mount Spacer	31
Quick Change Parts	136,137,138	Riveter (Hande)	19	Shock Mount Stud Kit	90
Quick Change Yoke	133	Rivets (Multi-Grip)	19	Shock Mounts (Coil Over)	90
Quick Disconnect	208	Rivets (Standard)	19	Shock Oil	61,64,68,74
Quicker (Steering)	49	Rivets (Trifold)	19	Shock Qa-1 Tuning Kit	68-69
R		Rod End (Steering Oversize)	51	Shock Tie Rod End Adp	77
Race Spacing	49	Rod End Reducer	31	Shock Tuning Kit (AFCO)	60,61
Racer Tape	26	Rod End Seal	31	Shock Tuning Kit (Integra)	64,66
Racing Oprics (Tear Off's)	219	Rod End Spacer	31	Shock Tuning Kit (Penske)	75
Rack & Pinion	46,47,48	Rod Ends	28,29,30	Shock Work Station	78
Rack & Pinion Mounting Plate	49	Roll Bar Padding	227	Shock Wrench	66,68,69,73,74,78
Rack Boots	49	Roll Cage Kits	1	Shocks (Advance)	59
Rack Ends	47	Rolteck Transmission	131	Shocks (AFCO)	59-63
Radiator	174-175	Roof Dirt	15,16	Shocks (Intergra)	64-67
Radiator Cap	174	Rotor Bolts	100	Shocks (Penske)	71-74
Radiator Expansion Tank	172	Rub Rails	10	Shocks (Pro)	75-76
Radiator Filler (Inline)	171	Rubber Bushing J-Bar	95	Shocks (QA-1)	68-70
Radiator Filler Neck	171	Rubber Snubber	91	Shocks (Stock Mount)	59,75
Radiator Hose	173,174	Rubber Trailing Arm End	30	Shocks Bleeder Rod	59
Radiator Hose Clamps	174	S		Shoe (Driver)	225,226
Radiator Neck	171	S.F.I. Roll Bar Padding	227	Shoes (Garage)	228
Radiator Restrictor	171	Safety Wire	25	Shoes (Pit)	228
Radiator Surge Tank	172	Safety Wire Drill Jig	25	Shrader Valve	154
Radio Box	228	Safety Wire Pliers	25	Shroud (Fan)	173
Radius Rod Clips	32	Scale Box	232	Side Bells (Q-Change)	136
Radius Rod Mounting Bkt	25	Scale Cart	233	Silicone	26
Radius Rods	32	Scale Pad Levelers	234	Siper	159
Rally Clutch	123	Scale Ramp System	234	Slave Cylinder (Clutch)	114
Ram (Power Steering)	47	Scales	233-234	Sleeve Nut	208
Reamer (Ball Joint)	33	Scrub Bag	186	Slide Pin (Brake)	102
Reamer (Spindle)	44	Seat Belt Hardware	223	Sliding Tether (Hans)	221
Rear Bumper (Steel)	9	Seat Belts	222,223	Snout	143
Recirculators (Brake)	100	Seat Brackets	229	Socks (Nomex)	223
Redline Gear Oil	144,145	Seats	230,231	Spark Plug Heat Boot	215
Release Bearing	124	Sending Units	182,183	Spark Plugs	179
Remote Oil Filter Mount	465	Servo	48	Speed Tabs	219
Reservoir (Power Steering)	54	Shield Parts	219	Speedway Body Brace Kit	11
				Spindle Ducts	117

U Joint Strap (Drive Shaft)	133
U Joint Straps	133
U Joints	132
Underwear (Nomex)	223
Upper A Arm Nut Plate	35
Upper A Arm Slug	35
Upper Cylinder Lube	193

V

V Belt Pulleys	170
V Belts	170
Valve Cover Gaskets	163
Valve Cover Hold Downs	163
Valve Cover Studs & Nuts	163
Valve Cover Tool	153
Valve Covers	163
Valve Spring Tester	237
Valve Stack (Penske)	75
Valve Stems	153

W

Weight Mount Bracket	79, 237
Wide-5 Dual Cup Seal	149
Wide-5 Wheel Spacer	151
Warning Lites	182
Washer	24
Washers (Nylon)	205
Water Pump	170
Water Pump Pulley	170
Water Wetter	172
Wear Strip Mounting Hdw	7
Wear Strips	7
Weight Jack	84
Wheel Bearing Grease	149
Wheel Spacer (Gn-5x5)	151
Wheel Stud Drill Bit	150
Wheel Stud Nuts	150
Wheel Studs	150

Wheels (Alum)	152
Wheels (Steel)	151
Wide-5 Drive Flange	146
Wide-5 Hub	146
Window Air Duct	117
Window Cleaner	10, 12
Window Installation Kit	12
Window Net Mounting Kits	226
Window Nets	226
Windshield Tearoff	12
Wireless Scales	233-234
Wrench (Lug)	151
Wrench (AN)	201,237

Y

Y-Block	208
Yoke U-Bolt (Drive Shaft)	133
Yokes	132,133
Y-Pipe Exhaust	214

BEHLING IN-HOUSE SERVICES

Clutch Inspection & Repair

Don't miss a lap! Whenever you have the motor out of the car, get the clutch checked. It saves you time, money, and it just makes sense. We can inspect, torque test, and check for release on your clutch. If it works on our test stand it will work in your car. Clutch testing is \$25 per unit, except October 1st till December 20th we will offer the clutch testing free of charge. With exception for an extreme emergency we require 2-3days to complete our clutch service. Don't forget to bring in or ship the flywheel with your clutch. Blow the dust and debris off the clutch and reassemble it exactly as it was on the motor, Then bring it in for inspection, test, and repair if necessary.

Typical Inspection includes:


- Spring tension test of clutch cover
- Checking of clutch disc(s), floater plate(s), pressure plate, and flywheel for maximum wear tolerances
- Checking floater plate(s), pressure plate, and flywheel for warping
- Spline wear and fatigue
- Torque test clutch to make sure it meets factory specifications
- Check for smooth and proper release and engagement of clutch to ensure maximum performance

Shock Dyno, Revalve & Repair

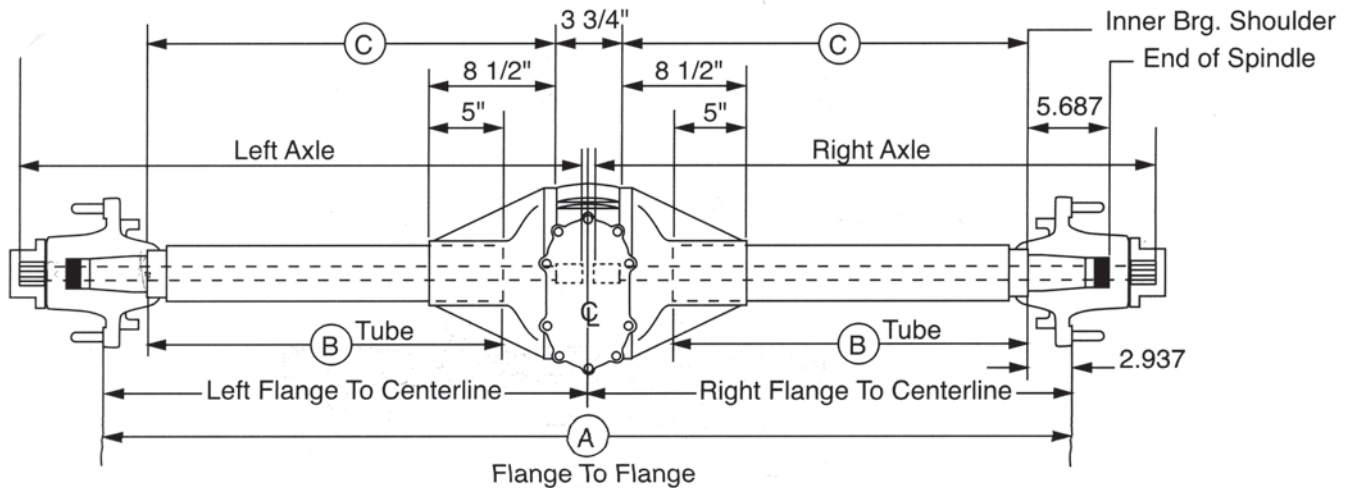
Behling Racing Equipment can now take our customer service to the next level by offering an in house dyno service for most shocks. In addition to dynoing shocks we can also repair and re-valve most manufacturer's shocks. Call a Behling representative for details and estimated turn around time for service. All shock services must be called in ahead of time and can not be done on the spot.

STEERING U-JOINT INSTALLATION

The yokes at opposite ends of any shaft segment should be aligned with their bores parallel, at least within reason. Phasing or "clocking" of the universal joints is especially important when welding u-joints directly to the shaft, since it will be impossible to reposition them once you've done it. Any back-to-back pair should be aligned like the ends of a driveshaft, as in the picture at the right. Please study it closely; the difference is not obvious unless you are looking for it. The more acute the operating angle, the more critical the phasing. At around 45 degrees out of phase, the shaft will react to applied torque with a wobble, with the condition being most pronounced at 90 degrees. A badly out-of-phase setup makes excessive ujoint angles act even worse, and cannot be improved by retiming the steering wheel. For reference, most stock car steering layouts will tolerate joints 20 degrees out of phase, and will not likely cause noticeable problems in steering, but 45 degrees out will be noticeable, and 90° will almost certainly cause problems.



MEASURING QUICK CHANGE REAR ENDS



Note that above figure and corresponding measurements below are for a centered rear.

<u>A</u>	<u>B</u>	<u>C</u>	<u>Axle (with spool)</u>
69-5/8	26-1/2	30	38
67-5/8	26-1/2	29	37
65-5/8	24-1/2	28	36
63-5/8	23-1/2	27	35-1/8
61-5/8	22-1/2	26	34-1/8
58-5/8	21	24.5	32-5/8
57-3/8	20.375	23.875	32
55-3/8	19.375	22-7/8	31
52-7/8	18-1/8	21-5/8	29-3/4
49-7/8	16-5/8	20-1/8	28-1/4

Note: With offset rears, your right tube is longer than the left tube. For example a 2" offset rear, the center is moved over 2" to the left making the right side tube 4" longer than the left side tube.

Axle length formulas for Wide-5 rears:

Style of Differential

- Alum Locker, Triple Track, Gleason
- Lightweight Aluminum Locker
- Aluminum Spool & Steel Spool

Left side

- Flange to Flange/2 + 3.6875" - offset
- Flange to Flange/2 + 2.9375" - offset
- Flange to Flange/2 + 3.1875" - offset

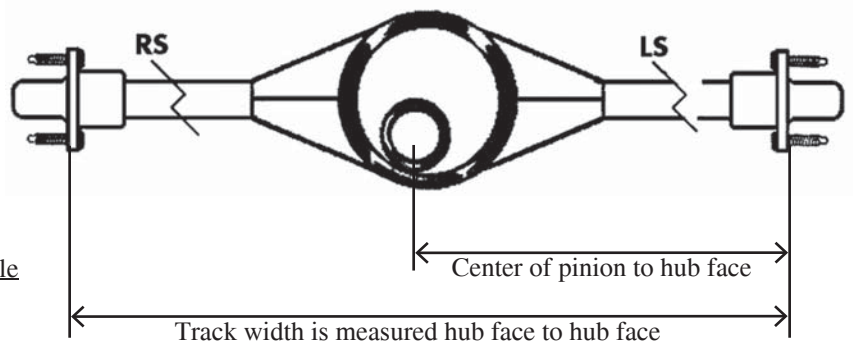
Right side

- Flange to Flange/2 + 3.6875"+ offset
- Flange to Flange/2 + 4.9375"+ offset
- Flange to Flange/2 + 3.1875"+ offset

MEASURING 9" FORD REAR ENDS

The offset of a rearend is determined by how much the pinion is moved left or right from the center of the track width. For an example a rearend with a track width of 64" and a 1" offset would make the distance from the pinion to the right hub face 2" longer than from the center of the pinion to the left hub face (33" RS axle, 31" LS axle).

Note: On a 9" rearend, the axle lengths on a centered rearend are generally 4" different in length. This is due to the offset of 3rd member. The measurement from the pinion to hub face will be equal.



<u>Hub</u>	<u>Track width</u>	<u>LS Axle</u>	<u>RS Axle</u>
GN	62"	29.5"	33.5"
Howe 5X5	62"	31"	35.5"
Wides 5	62"	33"	37"

